


SAB SWINGING ARM BRACKET

The swinging arm for feeding and supporting compressed air pneumatic tools can be used over a large semi circular working area.

It consists of a horizontal bar fixed on a hollow pivot revolving on self-lubricating bearings, with gaskets for the compressed air seal.

The pivot is supported by two brackets attached to the wall with expansion dowels. For extra movement along the length of the SAB, an ATS system can be fitted.







The sketch below shows an integrated solution obtained fixing a 3 m A.T.S. on a 3 m S.A.B.



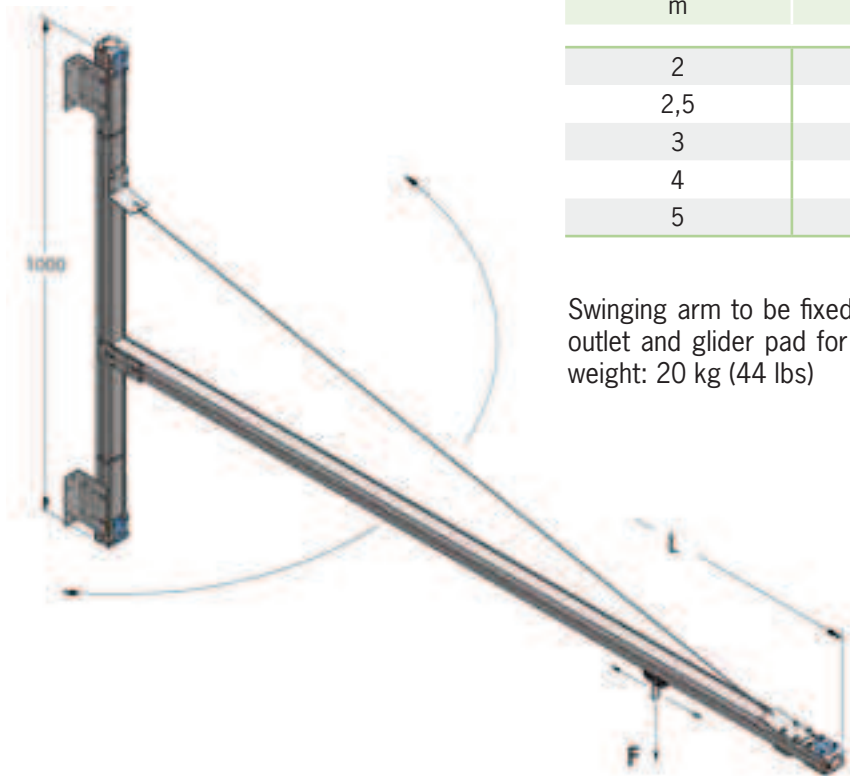
Picture above shows a 3m ATS combined with 3m SAB.



SAB - WALL VERSION



L m	Part. no.	P Kg	n°	
2	002 001 200	11	1	
2,5	002 001 250	11,5	1	
3	002 001 300	12	1	
4	002 001 400	13	1	
5	002 001 500	14,5	1	

Swinging arm to be fixed to the wall complete with fixing dowels, 3/8" outlet and glider pad for tool balancer attachment. Maximum bearable weight: 20 kg (44 lbs)

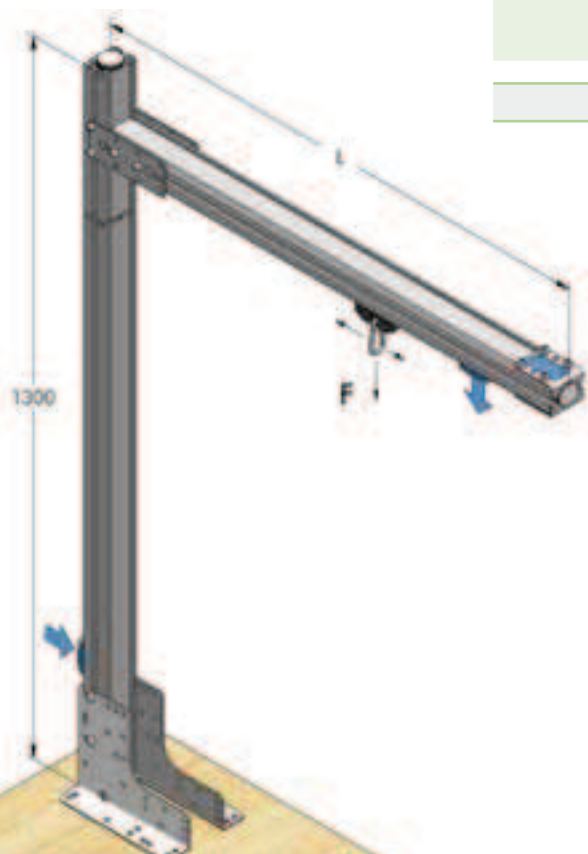


SAB

SAB - BENCH VERSION

L m	Part. no.	P Kg	n°	
0,7	002 002 070	5,5	1	

Swinging arm to be fixed to the bench, complete with fixing screws, 3/8" outlet plate and glider pad for tool attachment.



ADDITIONAL GLIDER PAD

HBS

MAT




L mm	Part. no.	P g	n°
60	002 001 040	20	20

ADDITIONAL OUTLET PLATE

HBS

MAT

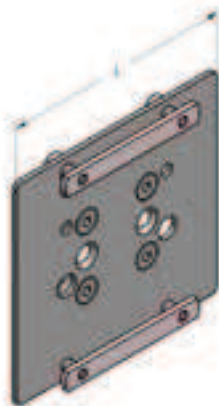


G	I mm	Part. no.	P g	n°
3/8" - BSP	36	003 001 934	80	20

PLATES FOR FIXING ATS ON SAB

HBS

ATS



L mm	Part. no.	P g	n°
120	002 001 042	350	20



NYLON PIPE WITH QUICK FITTINGS

SYS



L m	Part. no.	P g	n°
5	001 003 065	400	10

SAB INSTALLATION



SAB