


ATS AIR TRACK SUPPLY

This unique track and trolley system is produced by Teseo srl. It has been designed to support tooling and to provide compressed air, fluids and electrical supply to any point along the track.

A.T.S. is manufactured from a modular extruded aluminium track which can be secured to a wall or any suitable structure, the trolley runs along the track with minimal effort, supporting tooling and providing power right to the point of use. Additional options can be supplied on the trolley.

The benefits are:

- no trailing hoses to impair operator movements;
- trolley allows total flexibility of use anywhere along the track;
- supported tools improve operator comfort.



Technical specifications

- Extruded anodized aluminium rail.
- Trolley runs on roller bearings.
- Supply tube: 8 mm (1/4").
- Operating pressure: 8 bar (117 psi).
- Electric current: 240v ac
- Approximate load on trolley: 50 kg (110 lb).
- Cable: 3G-2,5 mm² C/47


The systems are delivered in a preassembled kit, packed in a stout cardboard box 3 m long (10 ft. ap-prox.) containing all its units already preassembled, along with the fixing brackets and the instructions.







On the trolley there are one 1/4" outlet and one hook.

The following parts are to be ordered separately:


- accessories, special supports: see page 65;
- assembling tools;
- Transport and installation at the customer's factory.
















PNEUMATIC ATS, WITH CHAIN



L m	Part. no.	Brackets n°	P Kg	 n°	
1,5	001 003 001	2	10	1	
2	001 003 002	2	11	1	
2,5	001 003 081	2	12	1	
3	001 003 003	2	13	1	
4	001 003 004	4	15	1	

PNEUMATIC ATS, WITH BAR

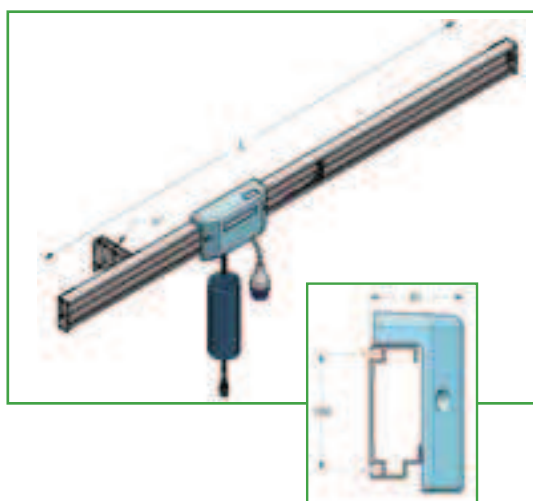


L m	Part. no.	Brackets n°	P Kg	 n°	
5	001 003 005	4	20	1	
6	001 003 006	4	23	1	
7	001 003 007	4	25	1	
8	001 003 008	4	27	1	
9	001 003 009	6	30	1	
10	001 003 010	6	33	1	
11	001 003 011	6	35	1	
12	001 003 012	6	37	1	
13	001 003 013	8	40	1	
14	001 003 014	8	42	1	
15	001 003 015	8	44	1	
16	001 003 016	8	47	1	
17	001 003 017	10	49	1	
18	001 003 018	10	51	1	

ATS WITH ELECTRIC FEED

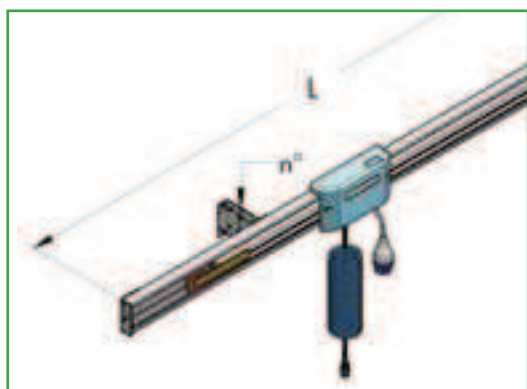
This system has a compressed air feed and is equipped with a single phase electric feed. An output on the trolley is provided with a three-pole terminal board and an input on one side of the rail with a box and safety clamp. The other features are the same as the standard model.

PNEUMATIC AND ELECTRIC ATS, WITH CHAIN



L m	Part. no.	Brackets n°	P Kg	n°	
1,5	001 004 001	2	13	1	
2	001 004 002	2	14	1	
2,5	001 004 081	2	15	1	
3	001 004 003	2	16	1	
4	001 004 004	4	18	1	

PNEUMATIC AND ELECTRIC ATS, WITH BAR







L m	Part. no.	Brackets n°	P Kg	n°	
5	001 004 005	4	24	1	
6	001 004 006	4	28	1	
7	001 004 007	4	31	1	
8	001 004 008	4	34	1	
9	001 004 009	6	36	1	
10	001 004 010	6	41	1	
11	001 004 011	6	44	1	
12	001 004 012	6	46	1	



WALL OR CEILING SUPPORT

MAT





L m	Part. no.	P Kg	n°	
0,5	001 003 060	1,6	10	
1	001 003 061	2,5	10	
2	001 003 062	3,8	10	

ADDITIONAL OUTLET BLOCK

G	Part. no.	P g	n°	
1/4" - BSP	001 003 068	150	10	



3 ATTACHMENT TOOLING SUPPORT


L mm	Part. no.	P g	n°	
400	001 003 069	290	1	

SPECIAL FIXING BRACKET

MAT



A mm	Part. no.	P g	n°	
160	001 005 036	400	20	

ADDITIONAL TROLLEY*

L mm	Part. no.	P Kg	n°	
270	001 003 067	1,7	1	

* Only on standard A.T.S. of 2, 3, 4 m

PLASTIC CHAIN



L m	Part. no.	P g	n°	
1	336 011 100	70	1	

HOSE



L m	Part. no.	P g	n°	
1	421 008 100	40	1	

HOSE-CHAIN SET



L* m	Part. no.	P g	n°	
1,5-4	001 002 040	-	1	

*Specify ATS length








ROPE-HOSE SET









L* m	Part. no.	P g	n°	
5-18	001 002 024	-	1	


*Specify ATS length




ANODIZED RAIL

L m	Part. no.	P Kg	 n°	
1	801 115 100	1,8	1	
1,5	801 115 150	2,6	1	
2	801 115 200	3,5	1	
2,5	801 115 250	4,4	1	
3	801 115 300	5,3	1	




PUNCHED RAIL

L m	Part. no.	P Kg	 n°	
1,5	802 115 150	2,6	1	
2	802 115 200	3,7	1	
2,5	802 115 250	4,4	1	
3	802 115 300	5,3	1	


STANDARD TROLLEY SET


L mm	G	Part. no.	P g	 n°	
270	1/4" - BSP	001 003 020	1450	1	

STANDARD ATS PLASTIC COVER SET

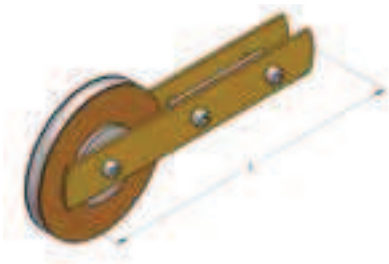
L mm	Part. no.	P g	 n°	
270	001 003 022	185	1	


ATS TRACK JOINT SET




L mm	Part. no.	P g	n°	
220	001 002 028	540	1	


PULLEYS SET



L mm	Part. no.	P g	n°	
250	001 002 026	1600	2	


ATS TRACK TERMINALS SET




A mm	B mm	Part. no.	P g	n°	
115	80	001 002 034	555	1	

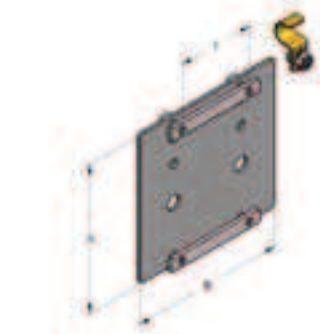
STANDARD FIXING BRACKETS SET


MAT



L mm	Part. no.	P g	n°	
125-135	001 003 036	550	1	

DOUBLE JOINING PLATES SET (2)



B mm	A mm	I mm	Part. no.	P g	n°	
120	115	60	001 003 030	650	1	

ATS

